

Sticks

© design by Hsu-Li Teo & Stefan Kaiser

60x30
Sharp curved
Wide curved
30x30

50x25
LED
Extra weight
Connection piece



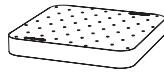
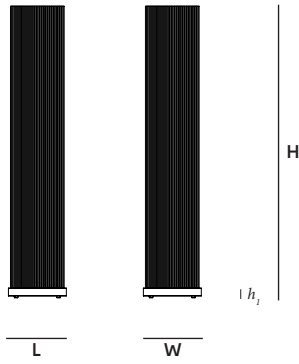
Bases

	<table border="1"> <thead> <tr> <th>Dimensions (mm)</th> <th>L</th> <th>W</th> <th>H</th> <th>h_1</th> </tr> </thead> <tbody> <tr> <td>Sticks 120 with base 60x30</td> <td>600</td> <td>300</td> <td>1220</td> <td>49,50</td> </tr> <tr> <td>Sticks 150 with base 60x30</td> <td>600</td> <td>300</td> <td>1520</td> <td>49,50</td> </tr> <tr> <td>Sticks 180 with base 60x30</td> <td>600</td> <td>300</td> <td>1820</td> <td>49,50</td> </tr> <tr> <td>Sticks 210 with base 60x30</td> <td>600</td> <td>300</td> <td>2120</td> <td>49,50</td> </tr> </tbody> </table>	Dimensions (mm)	L	W	H	h_1	Sticks 120 with base 60x30	600	300	1220	49,50	Sticks 150 with base 60x30	600	300	1520	49,50	Sticks 180 with base 60x30	600	300	1820	49,50	Sticks 210 with base 60x30	600	300	2120	49,50										
Dimensions (mm)	L	W	H	h_1																																
Sticks 120 with base 60x30	600	300	1220	49,50																																
Sticks 150 with base 60x30	600	300	1520	49,50																																
Sticks 180 with base 60x30	600	300	1820	49,50																																
Sticks 210 with base 60x30	600	300	2120	49,50																																
	<table border="1"> <thead> <tr> <th>Dimensions (mm)</th> <th>L</th> <th>W</th> <th>H</th> <th>h_1</th> <th>θ_1</th> <th>θ_2</th> </tr> </thead> <tbody> <tr> <td>Sticks 120 with sharp curved base</td> <td>652</td> <td>326</td> <td>1220</td> <td>49,50</td> <td>1992</td> <td>2592</td> </tr> <tr> <td>Sticks 150 with sharp curved base</td> <td>652</td> <td>326</td> <td>1520</td> <td>49,50</td> <td>1992</td> <td>2592</td> </tr> <tr> <td>Sticks 180 with sharp curved base</td> <td>652</td> <td>326</td> <td>1820</td> <td>49,50</td> <td>1992</td> <td>2592</td> </tr> <tr> <td>Sticks 210 with sharp curved base</td> <td>652</td> <td>326</td> <td>2120</td> <td>49,50</td> <td>1992</td> <td>2592</td> </tr> </tbody> </table>	Dimensions (mm)	L	W	H	h_1	θ_1	θ_2	Sticks 120 with sharp curved base	652	326	1220	49,50	1992	2592	Sticks 150 with sharp curved base	652	326	1520	49,50	1992	2592	Sticks 180 with sharp curved base	652	326	1820	49,50	1992	2592	Sticks 210 with sharp curved base	652	326	2120	49,50	1992	2592
Dimensions (mm)	L	W	H	h_1	θ_1	θ_2																														
Sticks 120 with sharp curved base	652	326	1220	49,50	1992	2592																														
Sticks 150 with sharp curved base	652	326	1520	49,50	1992	2592																														
Sticks 180 with sharp curved base	652	326	1820	49,50	1992	2592																														
Sticks 210 with sharp curved base	652	326	2120	49,50	1992	2592																														
	<table border="1"> <thead> <tr> <th>Dimensions (mm)</th> <th>L</th> <th>W</th> <th>H</th> <th>h_1</th> <th>θ_1</th> <th>θ_2</th> </tr> </thead> <tbody> <tr> <td>Sticks 120 with wide curved base</td> <td>628</td> <td>320</td> <td>1220</td> <td>49,50</td> <td>4284</td> <td>4884</td> </tr> <tr> <td>Sticks 150 with wide curved base</td> <td>628</td> <td>320</td> <td>1520</td> <td>49,50</td> <td>4284</td> <td>4884</td> </tr> <tr> <td>Sticks 180 with wide curved base</td> <td>628</td> <td>320</td> <td>1820</td> <td>49,50</td> <td>4284</td> <td>4884</td> </tr> <tr> <td>Sticks 210 with wide curved base</td> <td>628</td> <td>320</td> <td>2120</td> <td>49,50</td> <td>4284</td> <td>4884</td> </tr> </tbody> </table>	Dimensions (mm)	L	W	H	h_1	θ_1	θ_2	Sticks 120 with wide curved base	628	320	1220	49,50	4284	4884	Sticks 150 with wide curved base	628	320	1520	49,50	4284	4884	Sticks 180 with wide curved base	628	320	1820	49,50	4284	4884	Sticks 210 with wide curved base	628	320	2120	49,50	4284	4884
Dimensions (mm)	L	W	H	h_1	θ_1	θ_2																														
Sticks 120 with wide curved base	628	320	1220	49,50	4284	4884																														
Sticks 150 with wide curved base	628	320	1520	49,50	4284	4884																														
Sticks 180 with wide curved base	628	320	1820	49,50	4284	4884																														
Sticks 210 with wide curved base	628	320	2120	49,50	4284	4884																														

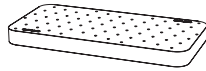
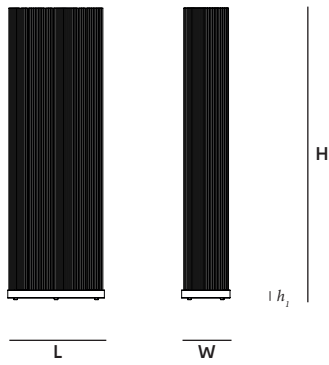
extremis®

The content of this document, in particular the mentioned models, is protected by copyrights and/or design rights. The present document and its content is communicated to you for information purposes only. Any partial or total reproduction or any other use without our prior written permission is strictly prohibited. This technical sheet remains subject to possible changes. **All dimensions are in mm**, unless mentioned otherwise. Extremis is not responsible for the errors in the documentation of products. All measurements are approximate and are provided for informational purposes only.

Tech sheet
20190208

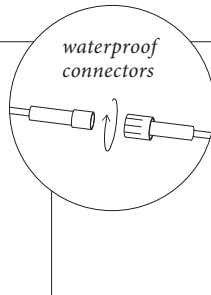
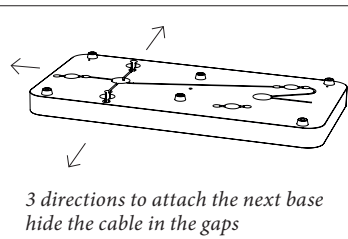


Dimensions (mm)	L	W	H	h_i
Sticks 120 with base 30x30	300	300	1220	49,50
Sticks 150 with base 30x30	300	300	1520	49,50
Sticks 180 with base 30x30	300	300	1820	49,50
Sticks 210 with base 30x30	300	300	2120	49,50

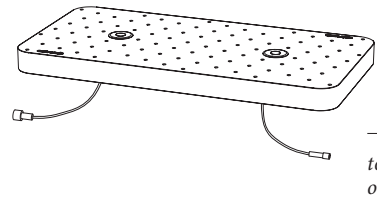


Dimensions (mm)	L	W	H	h_i
Sticks 120 with base 50x25	500	250	1220	49,50
Sticks 150 with base 50x25	500	250	1520	49,50
Sticks 180 with base 50x25	500	250	1820	49,50

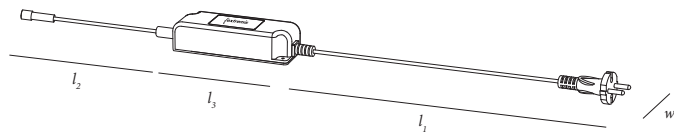
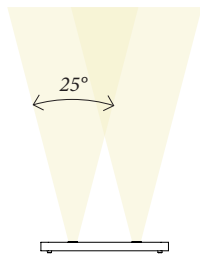
LEDs



to previous base or power supply



to next base or end cap

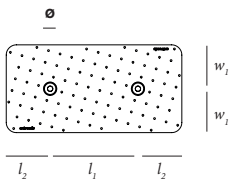


Dimensions (mm)	l_1	l_2	l_3	w_1
Power supply	1620	210	140	50

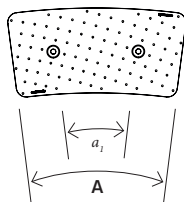
Bases with optional LEDs have the same dimensions as the bases without LEDs.



Dimensions (mm)	L
Connection cable	1000
Long connection cable	4000
Extra long connection cable	9000

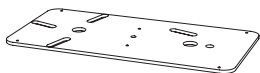



Dimensions (mm)	\emptyset	l_1	l_2	w_1
Bases 60x30 with LEDs	45	300	150	150
Bases 30x30 with LED	45	/	150	150

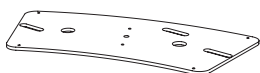
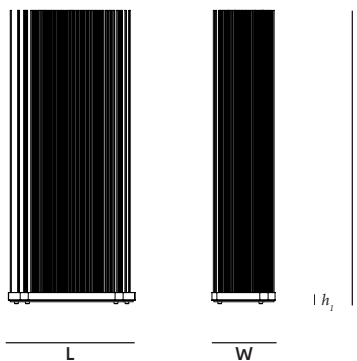


Dimensions (mm)	\emptyset	A	a_1
Wide curved bases with LEDs	45	15°	7,5°
Sharp curved bases with LEDs	45	30°	15°

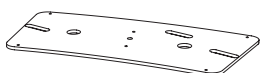
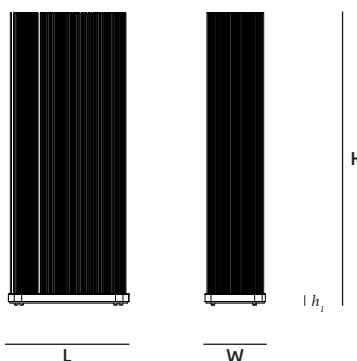
Extra weights



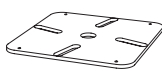
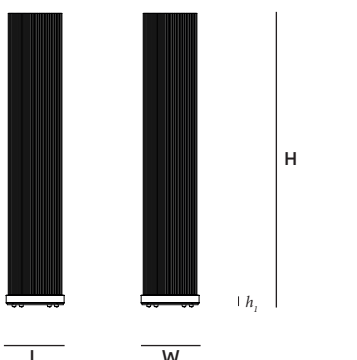
Dimensions (mm)	L	W	H	l_i	w_i	h_i
Sticks 120 with base 60x30 + weight	600	300	1228	590	290	57,50
Sticks 150 with base 60x30 + weight	600	300	1528	590	290	57,50
Sticks 180 with base 60x30 + weight	600	300	1828	590	290	57,50
Sticks 210 with base 60x30 + weight	600	300	2128	590	290	57,50



Dimensions (mm)	L	W	H	l_i	w_i	h_i
Sticks 120 with sharp curved base + weight	652	326	1228	642	316	57,50
Sticks 150 with sharp curved base + weight	652	326	1528	642	316	57,50
Sticks 180 with sharp curved base + weight	652	326	1828	642	316	57,50
Sticks 210 with sharp curved base + weight	652	326	2128	642	316	57,50

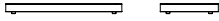


Dimensions (mm)	L	W	H	l_i	w_i	h_i
Sticks 120 with wide curved base + weight	628	246	1228	618	236	57,50
Sticks 150 with wide curved base + weight	628	246	1528	618	236	57,50
Sticks 180 with wide curved base + weight	628	246	1828	618	236	57,50
Sticks 210 with wide curved base + weight	628	246	2128	618	236	57,50



Dimensions (mm)	L	W	H	l_i	w_i	h_i
Sticks 120 with base 30x30 + weight	300	300	1228	290	290	57,50
Sticks 150 with base 30x30 + weight	300	300	1528	290	290	57,50
Sticks 180 with base 30x30 + weight	300	300	1828	290	290	57,50
Sticks 210 with base 30x30 + weight	300	300	2128	290	290	57,50

PLASTIC BAG 1: RUBBER BASE



BOX 1: RUBBER BASE WITH LED / WOODEN BASE (WITH LED)




BOX 2: RUBBER CURVED BASE WITH LED / WOODEN CURVED BASE (WITH LED)



Box dimensions (mm)		L	W	H	Qty (#)	Volume (m ³)	Gross weight (kg)	Net weight (kg)	Packaging weight (kg)
Rubber base 60x30	Bag 1	600	300	40	1	0,01	10,01	10,00	0,01
Rubber base 60x30 with LEDs	Box 1	630	310	60	1	0,01	10,41	10,11	0,30
Rubberwood base 60x30	Box 1	630	310	60	1	0,01	4,90	4,60	0,30
Rubberwood base 60x30 with LEDs	Box 1	630	310	60	1	0,01	4,90	4,60	0,30
Extra weight for bases 60x30	Box 1	630	310	60	1	0,01	10,31	10,01	0,30
Rubber base sharp curved	Bag 1	630	310	40	1	0,01	10,01	10,00	0,01
Rubber base sharp curved with LEDs	Box 2	715	325	52	1	0,01	10,41	10,00	0,41
Rubberwood base sharp curved	Box 2	715	325	52	1	0,01	5,01	4,60	0,41
Rubberwood base sharp curved with LEDs	Box 2	715	325	52	1	0,01	5,01	4,60	0,41
Extra weight for bases sharp curved	Box 2	715	325	52	1	0,01	10,62	10,21	0,41
Rubber base wide curved	Bag 1	630	310	40	1	0,01	10,01	10,00	0,01
Rubber base wide curved with LEDs	Box 2	715	325	52	1	0,01	10,41	10,00	0,41
Rubberwood base wide curved	Box 2	715	325	52	1	0,01	5,01	4,60	0,41
Rubberwood base wide curved with LEDs	Box 2	715	325	52	1	0,01	5,01	4,60	0,41
Extra weight for bases wide curved	Box 2	715	325	52	1	0,01	10,62	10,21	0,41
Rubber base 30x30	Bag 1	660	330	40	1	0,01	5,01	5,00	0,01
Rubber base 30x30 with LED	Box 1	630	310	60	1	0,01	5,36	5,06	0,30
Rubberwood base 30x30	Box 1	630	310	60	1	0,01	2,60	2,30	0,30
Rubberwood base 30x30 with LED	Box 1	630	310	60	1	0,01	2,60	2,30	0,30
Extra weight for bases 30x30	Box 1	630	310	60	1	0,01	5,05	4,75	0,30
Rubber base 50x25	Bag 1	500	250	40	1	0,01	7,01	7,00	0,01

PLASTIC BAG 1: 49 RODS



PLASTIC BAG 2: 32 RODS



Box dimensions (mm)		L	W	H	Qty (#)	Volume (m ³)	Gross weight (kg)	Net weight (kg)	Packaging weight (kg)
Rods 120 for base 60x30	Bag 1	1900	110	65	2	0,02	5,88	5,98	0,10
Rods 150 for base 60x30	Bag 1	1900	110	65	2	0,02	7,36	7,46	0,10
Rods 180 for base 60x30	Bag 1	1900	110	65	2	0,02	8,82	8,92	0,10
Rods 210 for base 60x30	Bag 1	2200	110	65	2	0,03	10,30	10,40	0,10
Rods 120 for base 30x30	Bag 1	1900	110	65	1	0,01	3,15	3,20	0,05
Rods 150 for base 30x30	Bag 1	1900	110	65	1	0,01	3,95	4,00	0,05
Rods 180 for base 30x30	Bag 1	1900	110	65	1	0,01	4,67	5,17	0,05
Rods 210 for base 30x30	Bag 1	2200	110	65	1	0,02	5,48	5,98	0,05
Rods 120 for base 50x25	Bag 2	1900	110	65	2	0,01	4,00	4,05	0,05
Rods 150 for base 50x25	Bag 2	1900	110	65	2	0,01	5,00	5,05	0,05
Rods 180 for base 50x25	Bag 2	1900	110	65	2	0,01	6,00	6,05	0,05

Materials & colours



Materials	Key facts	Thickness mm	Layer thickness micron	Density	In/outdoor	Water	UV colour fastness	Flame retarding
Fibre glass rods	<ul style="list-style-type: none"> Made with pultrusion technique: a non-stop process of fibre glass wires pulled through a bath of polyester Strong Lightweight 	6	n.a.	0,45 10 ³ kg/m ³	Outdoor & indoor	n.a.	Very good: colour can fade to some extent when exposed to UV	/
Rubber base	<ul style="list-style-type: none"> Made from mostly regenerated rubber, more ecological Rubber can cause black marks on the floor by direct contact Use protection feet 	40	n.a.	1,25 10 ³ kg/m ³	Outdoor & indoor	n.a.	Good	/
Rubberwood base	<ul style="list-style-type: none"> Wood of the rubber tree, very valuable High stability Easy to process Ecologically sustainable wood Treated with oil to make it more resistant to dirt and to maintain its colour 	40	n.a.	600 g/m ²	Indoor	n.a.	n.a.	/
Optional LED	<ul style="list-style-type: none"> Colour temperature of 6500K (cool white) or 3000K (warm white) Beam angle of 25° 350mA 2 x 3,2W 100 - 220 V; 50 - 60 Hz Up to 20 LEDs per plug, i.e. 10 straight or curved bases 	n.a.	n.a.	n.a.	Outdoor & indoor	IP65	/	/
Lead, plug & stop	<ul style="list-style-type: none"> Supplied plug is of the type F In countries where this plug is not used, a plug will have to be fitted locally by an electrician Up to 18 LEDs per plug, i.e. 9 straight or curved bases in a row 	n.a.	n.a.	n.a.	Outdoor & indoor	IP65	/	/
Hot dip galvanised steel extra weight	<ul style="list-style-type: none"> Most durable method for protecting metal from rusting Protective layer Very long life span 100% recyclable Cradle to Cradle Certified™ 	8	n.a.	7,50 10 ³ kg/m ³	Outdoor & indoor	n.a.	Very good, galvanisation will however become less shiny when used outdoors	NEN-EN13501-1 A1 *

* NEN-EN13501-1 A1

Class A1 products will not contribute to fire in any stage, including fully developed fire. For this reason, they are assumed to be capable of satisfying all requirements of all lower classes as well.

Warnings

General

- Do not use any sharp tools to open the packaging.
- We strongly advise against using power tools.
- Tripping hazard, mind your step.
- Do not put out cigarettes on the Sticks.
- Not graffiti proof.
- To avoid danger of suffocation, keep plastic bags away from babies and children.
- Colours can differ over years and from batch to batch.

Product

- Anchoring the product has to be done by qualified people.
- For anchoring: use suitable bolts or screws from a specialized store depending on the material your terrace is made of.
- We consequently recommend that you thoroughly dust or rinse the rods before inserting them into the bases to reduce these fibres to a minimum.
- Do not touch the fibre glass rods with your bare hands. Always use gloves to assemble Sticks. During the production process tiny glass fibres may come loose and could stick on the rods. In case of skin contact they may

cause slight irritation. We consequently recommend that you thoroughly dust or rinse the rods before inserting them into the bases to reduce these fibres to a minimum.

- Do not allow anyone to use the rods for playing or jousting. This may cause injuries.
- Because of the specific characteristics of the production process of fibre glass, colours can only be reproduced approximately and colour differences may occur. This is the case for both standard colours as for colours upon request.
- Rubberwood bases are not suitable for outdoor use.
- When using the Sticks high up or in windy places, we advise you to attach the bases to the ground. In places where this is not possible, we offer a weighted base.
- Due to their more limited wind resistance, we advise you most strongly not to use the 50 x 25 cm bases outdoors.
- Make sure the electrical modules (bases with LED lighting, cables, adapters and switches) never end up in a puddle.

Fibre glass

- Stains should be removed immediately with a clean, soft cloth, particularly in case of dark-coloured liquids such

as wine, ink, coffee, coke, oil or bird droppings. If left to dry, these liquids may cause permanent damage!

- Avoid using aggressive and abrasive products.
- In case of stubborn stains, we recommend using a magic sponge.
- The white hue can change to some extent when exposed to UV.
- With darker colors, the ends may look lighter because of the white glass fibers.
- Color variations are possible, and even likely. This is intrinsic to this production technique. It contributes to the natural effect.

Rubber

- Rubber can cause stains on delicate floor, therefore, we advise to use the plastic feet.
- Rubber can cause stains on carpets, therefore, we advise to use only the wooden bases on carpets
- Rubber has a distinctive smell but it will fade over time.

Applications


Private: living rooms, kitchens, on terraces, patios, ...

Public: offices, company terraces, restaurants, hotels, ...

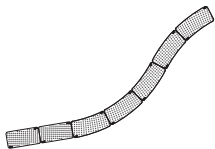
4 heights



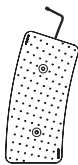
square, straight, small, wide curve, sharp curve



endless modularity



LED



Maintenance

Find maintenance instructions at the downloads section of extremis.com for:

RUBBER & FIBRE GLASS RODS

- The rubber and the fibre glass rods do not require special maintenance. They can simply be kept dustfree with a slightly damp cloth.

Website

www.extremis.com/sticks

Curved bases

A wide curved base (D4) and a sharp curved base (D2) are available.

RUBBER OR WOODEN BASE CURVED D4

24 pieces create a complete circle of \varnothing 4,20 m

12 pieces create a half circle

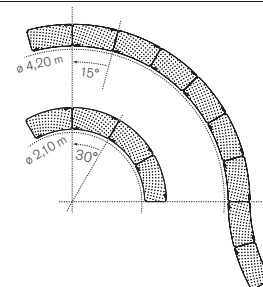
6 pieces create a quarter circle

RUBBER OR WOODEN BASE CURVED D2

12 pieces create a complete circle of \varnothing 2,10 m

6 pieces create a half circle

3 pieces create a quarter circle



Floor fastening

Sticks base can be anchored to the ground by drilling a hole in the ground and putting a screw (\varnothing 6mm) through the middle of the base (instead of a rod) in the ground.

Good to know

- In 2003, Extremis launched the most internationally oriented product of a Chinese-German couple living in Australia, put on the market by a Belgian company, and (partially) manufactured in Sri Lanka. The Sri Lanka production unit is part of a development project set up by the 'Building a Future Foundation'. BAF Foundation is a special purpose foundation that is established with the sole and only purpose to create a future for the youth along the coastal areas affected by tsunami by bringing in new activities, technologies, skills and trainings in order to generate such economic activities and employment opportunities
- You do not have to insert all the rods. To achieve more transparency, you can always put fewer sticks in bases.
- You can combine different lengths.

F.a.q.

Q: How many rods are there in one base?

A: 1 bunch of rods = 49 rods or 32 rods.

- Bases 60x30 → 2 bunches of 49 rods = 98 rods

- Bases 30x30 → 1 bunch = 49 rods

- Base 50x25 → 2 bunches of 32 rods = 64 rods

Q: Are the rods safe for children? Can this material cause skin irritations by touching the rods?

A: The rods are covered with a protective layer, so the fibre glass won't hurt the skin. Because of the production process, some fibre glass dust may stick to the rods, so we advise to wear gloves for the assembly.

Q: How many bases with LEDs can be fixed to each other with only 1 power supply?

A: - Up to 9 bases with 1 power supply.

- Up to 8 bases with 1 power supply & a connection cable of 1 metre.

- Up to 6 bases with 1 power supply & a connection cable of 4 metres.

- Up to 4 bases with 1 power supply & a connection cable of 9 metres.