

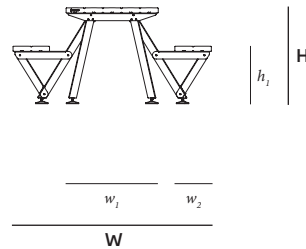
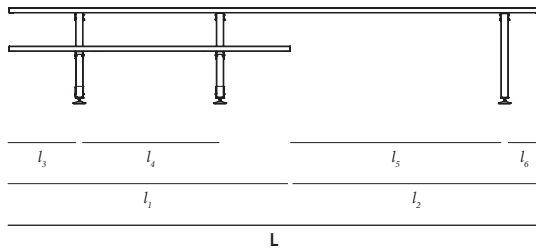
Marina combo

© design by Metrica

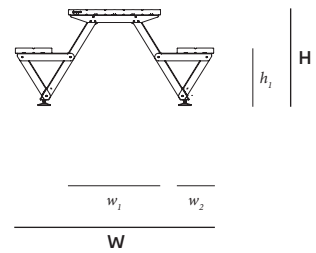
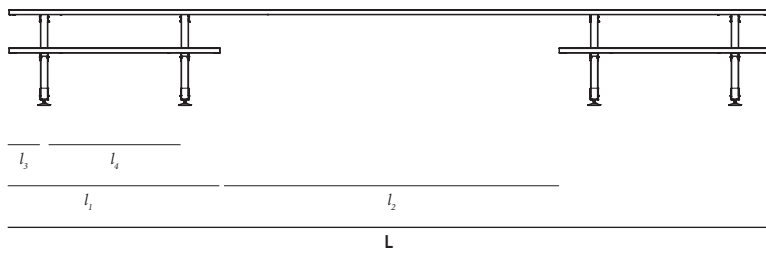


3 legs
4 legs
5 legs
Floor fastening

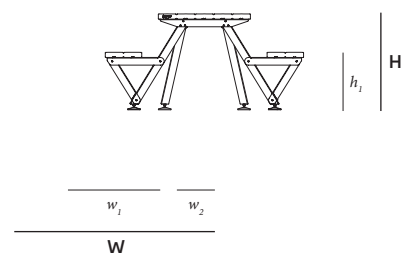
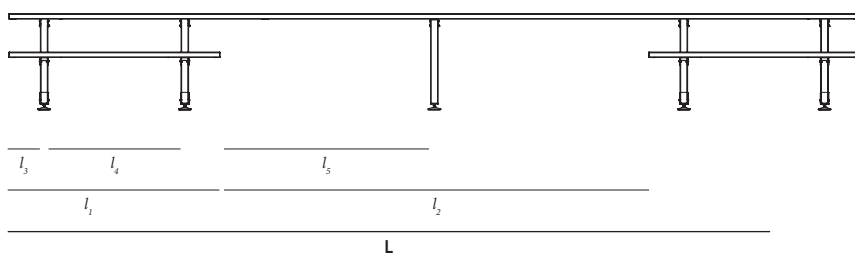
Marina combo



Dimensions (mm)	L	W _(5 prof.)	W _(6 prof.)	H	l ₁	l ₂	l ₃	l ₄	l ₅	l ₆	w _{1 (5 prof.)}	w _{1 (6 prof.)}	w ₂	h ₁
Marina combo 360	3600	1540	1700	750	1650	1950	275	1100	1675	275	720	870	285	450
Marina combo 415	4150	1540	1700	750	2200	1950	550	1100	1675	275	720	870	285	450
Marina combo 470	4700	1540	1700	750	2750	1950	550	1650	1675	275	720	870	285	450
Marina combo 485	4850	1540	1700	750	2200	2650	550	1100	2375	275	720	870	285	450
Marina combo 595	5950	1540	1700	750	3300	2650	550	2200	2375	275	720	870	285	450



Dimensions (mm)	L	W _(5 prof.)	W _(6 prof.)	H	l ₁	l ₂	l ₃	l ₄	w _{1 (5 prof.)}	w _{1 (6 prof.)}	w ₂	h ₁
Marina combo 595	5950	1540	1700	750	1650	2650	275	1100	720	870	285	450



Dimensions (mm)	L	W _(5 prof.)	W _(6 prof.)	H	l ₁	l ₂	l ₃	l ₄	l ₅	w _{1 (5 prof.)}	w _{1 (6 prof.)}	w ₂	h ₁
Marina combo 665	6650	1540	1700	750	1650	3350	275	1100	1675	720	870	285	450
Marina combo 775	7750	1540	1700	750	2200	3350	550	1100	1675	720	870	285	450
Marina combo 1205	12050	1540	1700	750	3300	5450	550	2200	2750	720	870	285	450

extremis®

The content of this document, in particular the mentioned models, is protected by copyrights and/or design rights. The present document and its content is communicated to you for information purposes only. Any partial or total reproduction or any other use without our prior written permission is strictly prohibited. This technical sheet remains subject to possible changes. **All dimensions are in mm**, unless mentioned otherwise. Extremis is not responsible for the errors in the documentation of products. All measurements are approximate and are provided for informational purposes only.

**Tech
sheet**
20190208



BOX 1: 3 PROFILES



BOX 2: 2 PROFILES



BOX 3: 2 PROFILES FOR BENCHES



BOX 4: 1 SET PICNIC LEGS + MOUNTING KIT



BOX 5: 1 SET TABLE LEGS + MOUNTING KIT



BOX 6: ENDCAPS (+ REINFORCEMENT PROFILES) + MOUNTING KIT



BOX 7: ENDCAPS + MOUNTING KIT



Box dimensions (mm)		L	W	H	Qty (#)	Volume (m ³)	Gross weight (kg)	Net weight (kg)	Packaging weight (kg)
Marina combo 360 (tabletop 720 mm)	Box 1	3680	140	120	1	0,06	27,13	25,55	1,58
	Box 2	3680	140	80	1	0,04	18,32	17,03	1,29
	Box 3	1730	140	80	2	0,04	18,08	17,20	1,08
	Box 4	870	218	75	2	0,03	33,20	31,60	1,60
	Box 5	870	145	75	1	0,01	8,90	8,10	0,80
	Box 6	870	145	75	1	0,01	3,82	3,42	0,40
	total:				0,19		109,45	102,90	6,75
Marina combo 360 (tabletop 870 mm)	Box 1	3680	140	120	2	0,12	54,25	51,10	3,15
	Box 3	3680	140	80	2	0,04	18,28	17,20	1,08
	Box 4	870	218	75	2	0,03	34,40	32,80	1,60
	Box 5	870	145	75	1	0,01	9,50	8,70	0,80
	Box 6	870	145	75	1	0,01	4,61	4,21	0,40
	total:				0,21		121,04	114,01	7,03
Marina combo 415 (tabletop 720 mm)	Box 1	4230	140	120	1	0,07	31,37	29,79	1,58
	Box 2	4230	140	80	1	0,05	21,15	19,86	1,29
	Box 3	2280	140	80	2	0,05	25,37	23,97	1,40
	Box 4	870	218	75	2	0,03	33,20	31,60	1,60
	Box 5	870	145	75	1	0,01	8,90	8,10	0,80
	Box 6	870	145	75	1	0,01	3,82	3,42	0,40
	total:				0,22		123,81	116,74	7,07
Marina combo 415 (tabletop 870 mm)	Box 1	4230	140	120	2	0,14	62,72	59,57	3,15
	Box 3	2280	140	80	2	0,05	25,37	23,97	1,40
	Box 4	870	218	75	2	0,03	34,40	32,80	1,60
	Box 5	870	145	75	1	0,01	9,50	8,70	0,80
	Box 6	870	145	75	1	0,01	4,61	4,21	0,40
	total:				0,24		136,60	129,25	7,35

Box dimensions (mm)		L	W	H	Qty (#)	Volume (m ³)	Gross weight (kg)	Net weight (kg)	Packaging weight (kg)
Marina combo 470 (tabletop 720 mm)	Box 1	4780	140	120	1	0,08	35,15	33,19	1,96
	Box 2	4780	140	80	1	0,05	23,72	22,12	1,60
	Box 3	2830	140	80	2	0,06	30,20	28,50	1,70
	Box 4	870	218	75	2	0,03	33,20	31,60	1,60
	Box 5	870	145	75	1	0,01	8,90	8,10	0,80
	Box 6	870	145	75	1	0,01	3,82	3,42	0,40
					total:	0,24	134,99	126,93	8,06
Marina combo 470 (tabletop 870 mm)	Box 1	4780	140	120	2	0,16	70,29	66,37	3,92
	Box 3	2830	140	80	2	0,06	30,20	28,50	1,70
	Box 4	870	218	75	2	0,03	34,40	32,80	1,60
	Box 5	870	145	75	1	0,01	9,50	8,70	0,80
	Box 6	870	145	75	1	0,01	4,61	4,21	0,40
						total:	0,26	149,00	140,58
Marina combo 485 (tabletop 720 mm)	Box 1	4930	140	120	1	0,08	37,36	35,40	1,96
	Box 2	4930	140	80	1	0,05	25,20	23,60	1,60
	Box 3	2280	140	80	2	0,05	25,37	23,97	1,40
	Box 4	870	218	75	2	0,03	33,20	31,60	1,60
	Box 5	870	145	75	1	0,01	8,90	8,10	0,80
	Box 6	870	145	75	1	0,01	3,82	3,42	0,40
					total:	0,23	133,85	126,09	7,76
Marina combo 485 (tabletop 870 mm)	Box 1	4930	140	120	2	0,17	74,73	70,81	3,92
	Box 3	2280	140	80	2	0,05	25,37	23,97	1,40
	Box 4	870	218	75	2	0,03	34,40	32,80	1,60
	Box 5	870	145	75	1	0,01	9,50	8,70	0,80
	Box 6	870	145	75	1	0,01	4,61	4,21	0,40
						total:	0,27	148,64	140,49
Marina combo 595 (tabletop 720 mm)	Box 1	6030	140	120	1	0,10	43,25	40,91	2,34
	Box 2	6030	140	80	1	0,07	29,19	27,27	1,92
	Box 3	3380	140	80	2	0,08	35,06	33,03	2,03
	Box 4	870	218	75	2	0,03	33,20	31,60	1,60
	Box 5	870	145	75	1	0,01	8,90	8,10	0,80
	Box 6	870	145	75	1	0,01	3,82	3,42	0,40
					total:	0,30	153,42	144,33	9,09
Marina combo 595 (tabletop 870 mm)	Box 1	6030	140	120	2	0,20	86,51	81,82	4,69
	Box 3	3380	140	80	2	0,08	35,06	33,03	2,03
	Box 4	870	218	75	2	0,03	34,40	32,80	1,60
	Box 5	870	145	75	1	0,01	9,50	8,70	0,80
	Box 6	870	145	75	1	0,01	4,61	4,21	0,40
						total:	0,33	170,08	160,56

Box dimensions (mm)		L	W	H	Qty (#)	Volume (m ³)	Gross weight (kg)	Net weight (kg)	Packaging weight (kg)
Marina combo 595 (tabletop 720 mm)	Box 1	6030	140	120	1	0,10	43,25	40,91	2,34
	Box 2	6030	140	80	1	0,07	29,19	27,27	1,92
	Box 3	1730	140	80	4	0,08	38,80	35,60	3,20
	Box 4	870	218	75	4	0,06	66,40	63,20	3,20
	Box 6	870	145	75	1	0,01	3,82	3,42	0,40
	Box 7	870	145	75	1	0,01	3,10	8,70	0,40
	total:					0,33		184,56	179,10
Marina combo 595 (tabletop 870 mm)	Box 1	6030	140	120	2	0,20	86,51	81,82	4,69
	Box 3	1730	140	80	4	0,08	38,80	35,60	3,20
	Box 4	870	218	75	4	0,06	68,80	65,60	3,20
	Box 6	870	145	75	1	0,01	4,61	4,21	0,40
	Box 7	870	145	75	1	0,01	3,82	3,42	0,40
	total:					0,36		202,54	190,65

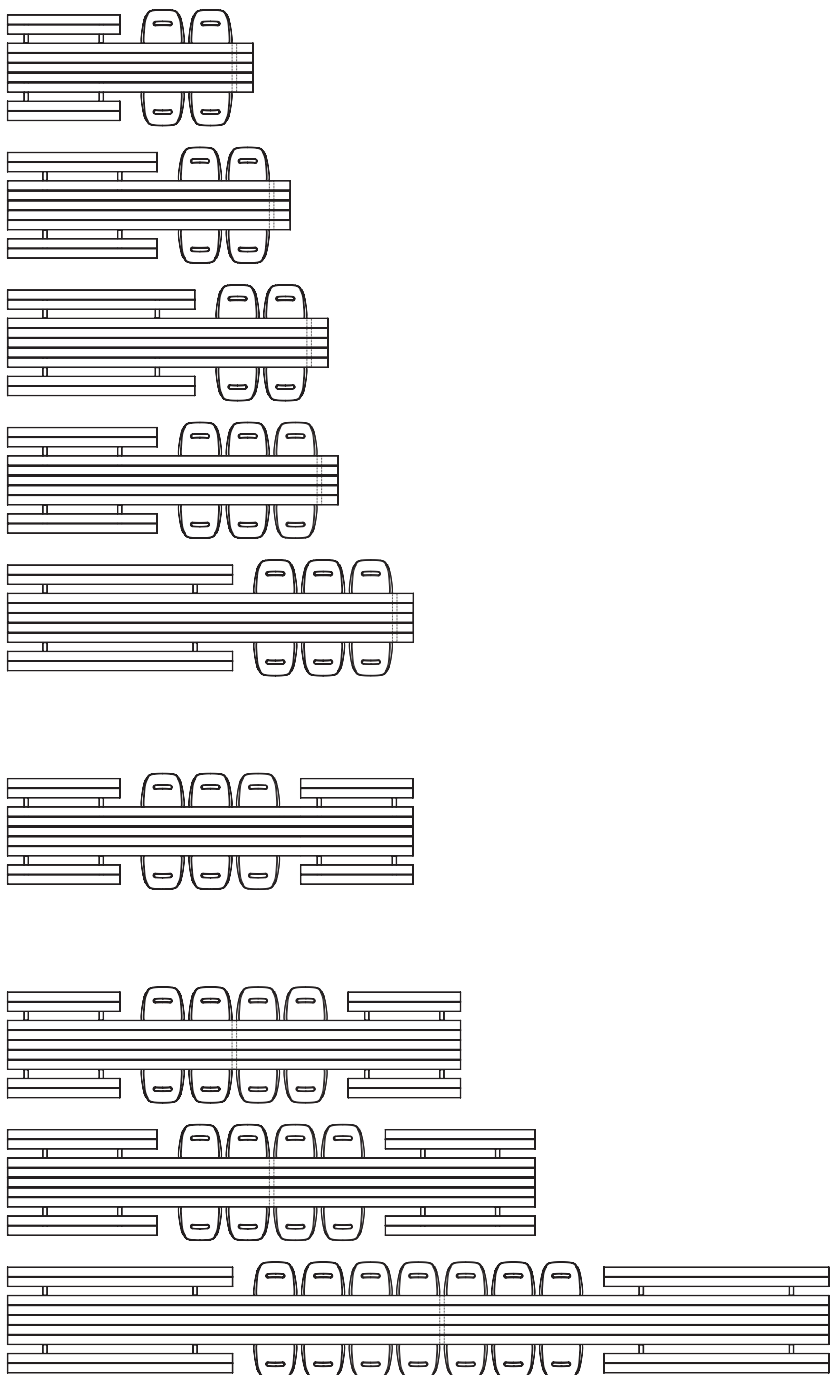
Box dimensions (mm)		L	W	H	Qty (#)	Volume (m ³)	Gross weight (kg)	Net weight (kg)	Packaging weight (kg)
Marina combo 665 (tabletop 720 mm)	Box 1	6730	140	120	1	0,11	58,60	53,70	4,90
	Box 2	6730	140	80	1	0,08	39,00	35,80	3,20
	Box 3	1730	140	80	4	0,08	38,80	35,60	3,20
	Box 4	870	218	75	4	0,06	66,40	63,20	3,20
	Box 5	870	145	75	1	0,01	8,90	8,10	0,80
	Box 6	870	145	75	1	0,01	3,82	3,42	0,40
					total:	0,35	215,52	199,82	15,70
Marina combo 665 (tabletop 870 mm)	Box 1	6730	140	120	2	0,23	117,20	107,40	9,80
	Box 3	1730	140	80	4	0,08	38,80	35,60	3,20
	Box 4	870	218	75	4	0,06	68,80	65,60	3,20
	Box 5	870	145	75	1	0,01	9,50	8,70	0,80
	Box 6	870	145	75	1	0,01	4,61	4,21	0,40
						total:	0,39	238,91	221,51
Marina combo 775 (tabletop 720 mm)	Box 1	7830	140	120	1	0,13	68,30	62,60	5,70
	Box 2	7830	140	80	1	0,09	45,40	41,70	3,70
	Box 3	2280	140	80	4	0,10	51,60	47,20	4,40
	Box 4	870	218	75	4	0,06	66,40	63,20	3,20
	Box 5	870	145	75	1	0,01	8,90	8,10	0,80
	Box 6	870	145	75	1	0,01	3,82	3,42	0,40
					total:	0,40	244,42	226,22	18,20
Marina combo 775 (tabletop 870 mm)	Box 1	7830	140	120	2	0,26	136,60	125,20	11,40
	Box 3	2280	140	80	4	0,10	51,60	47,20	4,40
	Box 4	870	218	75	4	0,06	68,80	65,60	3,20
	Box 5	870	145	75	1	0,01	9,50	8,70	0,80
	Box 6	870	145	75	1	0,01	4,61	4,21	0,40
						total:	0,44	271,11	250,91
Marina combo 1205 (tabletop 720 mm)	Box 1	12130	140	120	1	0,20	106,30	97,30	9,00
	Box 2	12130	140	80	1	0,14	70,70	64,90	5,80
	Box 3	3380	140	80	4	0,15	77,60	71,20	6,40
	Box 4	870	218	75	4	0,06	66,40	63,20	3,20
	Box 5	870	145	75	1	0,01	8,90	8,10	0,80
	Box 6	870	145	75	1	0,01	3,82	3,42	0,40
					total:	0,57	333,72	308,12	25,60
Marina combo 1205 (tabletop 870 mm)	Box 1	12130	140	120	2	0,41	212,60	194,60	18,00
	Box 3	3380	140	80	4	0,15	77,60	71,20	6,40
	Box 4	870	218	75	4	0,06	68,80	65,60	3,20
	Box 5	870	145	75	1	0,01	9,50	8,70	0,80
	Box 6	870	145	75	1	0,01	4,61	4,21	0,40
						total:	0,64	373,11	344,31

Floor fastening set

BOX 7: FLOOR FASTENING SET



Box dimensions (mm)		L	W	H	Qty (#)	Volume (m ³)	Gross weight (kg)	Net weight (kg)	Packaging weight (kg)
Floor fastening set	Box 7	205	145	150	1	0,01	0,30	0,23	0,07



Materials & colours



Tabletop & benches



White

Legs & endcaps



White
(RAL9016)

Materials	Key facts	Thickness mm	Layer thickness micron	Density	In/outdoor	Water	UV colour fastness	Flame retarding
Fibre glass tabletop & benches	<ul style="list-style-type: none"> Made with pultrusion technique: a non-stop process of fibre glass wires pulled through a bath of polyester Strong Lightweight 	2,7	n.a.	1,80 10 ³ kg/m ³	Outdoor & indoor	n.a.	The white hue can change to some extent when exposed to UV	/
Structured powder-coated electro galvanised steel legs	<ul style="list-style-type: none"> Easy to clean Electro galvanised (for extra protection against rust), then powder-coated More scratch-resistant than non structured powder-coating 	3	100	7,50 10 ³ kg/m ³	Outdoor & indoor	n.a.	Very good: the white hue can change to some extent when exposed to UV	NEN-EN13501-1 A1 *
Polyamide feet	<ul style="list-style-type: none"> Injection-moulded nylon Adjustable in height and surface 	n.a.	n.a.	1,14 10 ³ kg/m ³	Outdoor & indoor	n.a.	Very good	/

* NEN-EN13501-1 A1

Class A1 products will not contribute to fire in any stage, including fully developed fire. For this reason, they are assumed to be capable of satisfying all requirements of all lower classes as well.

Warnings

General

- Do not use any sharp tools to open the packaging.
- We strongly advise against using power tools.
- Tripping hazard, mind your step.
- Do not put out cigarettes on the table.
- Not graffiti proof.
- Do not leave children unattended whilst playing on the table.
- To avoid danger of suffocation, keep plastic bags away from babies and children.
- Colours can differ over years and from batch to batch.

Product

- Do not drag the table, but carry it with minimum 2 people.
- Anchoring the product has to be done by qualified people.
- For anchoring: use suitable bolts or screws from a specialized store depending on the material your terrace

is made of.

- We strongly advise you against standing on top of the table! A concentrated load can cause small perceptible cracks in the profiles that might be visually annoying, although they do not affect the strength of the table in any way.
- For table with 3 legs or more, we recommend using trestles to attach the table leg assemblies to the tabletop, instead of keeping it upside down.

Powder-coating

- White powder-coating requires more maintenance.
- Do not use abrasive scouring powders or scourers as they will scratch the surface.
- Colour can fade to some extent when exposed to UV.
- Flame retarding - NEN-EN13501-1 A2-sl - Satisfying the same criteria as Class B for the SBI-test according to EN13823. In addition, under conditions of a fully developed fire these products will not significantly

contribute to the fire load and fire growth.

- Dark colors can get very hot in sunny weather.

Fibre glass

- Stains should be removed immediately with a clean, soft cloth, particularly in case of dark-coloured liquids such as wine, ink, coffee, coke, oil or bird droppings. If left to dry, these liquids may cause permanent damage!
- Avoid using aggressive and abrasive products.
- Clean daily with Extremis Multi Cleaner.
- In case of stubborn stains, we recommend using a magic sponge.
- The white hue can change to some extent when exposed to UV.
- Color variations are possible, and even likely. This is intrinsic to this production technique. It contributes to the natural effect.

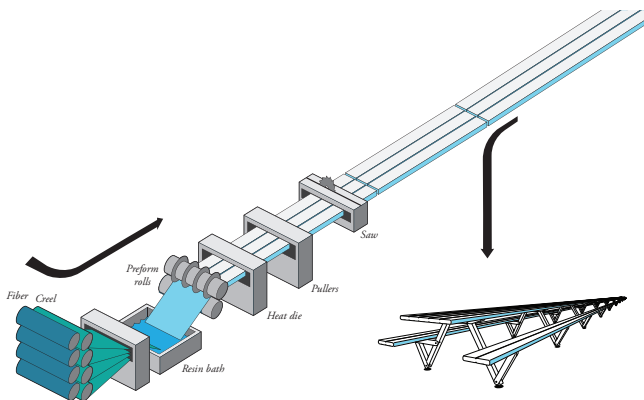
Applications

Residential: on terraces, patios, courtyards, shared gardens. Indoor or outdoor, as a dining table, ...

Project: hotel and catering industry, company terraces, public spaces, offices, meeting rooms, bars, ...

Good to know

- 55 cm bench space / person - 70 cm chair space / person.
- The average transport volume is 0,17m³ / person, which is really low.
- Fibre glass reinforced polyester resin material is made with the so-called pultrusion technique. Pultrusion is a non-stop process of pulling fibre glass wires through a bath of polyester resin and letting them harden in a matrix afterwards to get their final shape.
- Main advantages of this material are its strength and low weight.



Awards



Floor fastening

Marina combo comes with an optional floor fastening set.

Find more instructions in the manual.



F.a.q.

Q: What is the biggest size possible?

A: We have produced a 30m table, the only problem is transport. We can deliver tables up to 7m without extra costs.

Q: What about UV-resistance?

A: By adding special additives, the material of the Marina picnic has a much higher UV-resistance than other white synthetics. We don't have to tell you that that white will not stay brilliantly white.

Q: Are the legs corrosion-resistant?

A: The legs are first galvanised, and powder-coated afterwards. This way, we have a double protection layer.

Q: Can we make different combinations?

A: The combinations on the previous pages are only suggestions. The only limit is your own imagination.

Maintenance

Find maintenance instructions at the downloads section of extremis.com for:

FIBRE GLASS PROFILES

- Stains should be removed immediately with a clean, soft cloth, particularly in case of dark-coloured liquids such as wine, ink, coffee, coke, oil and bird droppings. If left to dry, these liquids may cause permanent damage!
- Use common kitchen cleaning products. Avoid using aggressive products. These surfaces are best cleaned with a neutral cleaning product diluted in water.
- In case of stubborn stains, we recommend using a magic sponge.

POWDER-COATED PARTS

- White powder-coating obviously requires more maintenance.
- Clean stains with a magic eraser.

Website

www.extremis.com/marinacombo