

Steelcase®



C7701

Fusion  
Desking

Visit [Steelcase.com](http://Steelcase.com)

[facebook.com/Steelcase](https://www.facebook.com/Steelcase) [twitter.com/Steelcase](https://twitter.com/Steelcase) [youtube.com/SteelcaseTV](https://www.youtube.com/SteelcaseTV)

Concept and Design / Steelcase  
DM717EN 01/15 © 2012 Steelcase Inc. All rights reserved. All specifications subject to change without notice.  
Printed on at least 60% recycled paper. Cert no. BV-COC-858659. Printed in France by OTT Imprimeurs – Wasselonne.



Steelcase





C7937 | FUSION DESK OPTIMA TOP (WY), SHARED C-LEG DESIGN (ZW), DUO LATERAL STORAGE (WY/AB), REPLY AIR CHAIR (DB46), PARTITO RAIL (RO/WY/AT06) WITH WORKTOOLS ACCESSORIES

## THE BOND BETWEEN PEOPLE AND SPACE

Space is being reconfigured more frequently to optimise occupancy and reflect the changing requirements of businesses. There is also increasing demand for office solutions that strike the right balance between the needs of people using their own workstations while working alongside colleagues.

That's why Steelcase has introduced Fusion, a desking platform designed for the entire range of application in today's workspace.





## AN ENTIRE RANGE OF APPLICATIONS

Fusion is a family of office furniture elements that can satisfy the entire range of applications required by companies in their office environments. It strikes the perfect balance between collaborative work, individual work and everywhere in-between.



## TAILORED TO INDIVIDUAL NEEDS

Fusion brings together the elements of worksurface, storage, desk organisation and cable management to enable facility managers to configure the workstations based on the workstyle and type of work that needs to be done. It is also essential that the entire workstation is ergonomically sound. We have ensured Fusion succeeds ergonomically by being available with height adjustable legs.



### WORKSURFACE

Available in various dimensions and materials. It enables to structure their office space flexibly and efficiently.

### ORGANISATION

Partito rails and screens, and our 1+1 organisational tools provide privacy and enable the user to find a place for personal and work items. The Plurio single monitor arm, easily adapts to the Fusion desk.

### CABLE MANAGEMENT

Fusion makes it possible to circulate cables easily and discreetly.

### LEGS

The worksurface platform gives an aesthetic choice between C-leg or 4-leg.

### STORAGE

The colourful storage units provide individual or team storage. Units can replace a leg or be positioned next to the desk.

INSTALLATION IN  
**30** SECONDS

Office lay-outs are changing with increasing frequency. A desk system needs the flexibility to be assembled or dismantled easily and quickly. It takes only 30 seconds for 2 fitters to install a Fusion desk which allows customers and users to reconfigure their office quickly.

C4125 | FUSION DESK (SW), C-LEG DESIGN (ZW), DUO LATERAL STORAGE (ZW/JA), REPLY STANDARD CHAIR (AT04), 1+1 PARTITO RAIL (RO/SW/DB44), LED STANDARD TASK LIGHT (SL)



C7939 | FUSION DESK STRAIGHT TOP (WY), 4-LEG DESIGN (ZW), REPLY STANDARD CHAIR (RE/AT05), UNIVERSAL PEDESTAL (WY), PARTITO RAIL (RO ZW/AT06)



C4123 | FUSION DESK ASYMMETRIC CORNER TOP (AT), SUPPORTING PEDESTAL (AT/SL), C-LEG DESIGN (SL), REPLY STANDARD CHAIR (AT02), PARTITO RAIL (AT03)

## FREE TO FOCUS OPEN TO COLLABORATE

Workers today are transitioning from focused work, to collaborative work, and back again all at their desks. Fusion creates a variety of personal spaces that are designed to support multiple activities, providing a dynamic, modern work environment giving users the type of space they need.





C4131 | FUSION DESK PENTAGON TOPS (WY), C-LEG DESIGN + SHARED LEG (ZW), REPLY STANDARD CHAIR (AT03), PARTITO SCREEN (AT03) WITH WORKTOOLS ACCESSORIES



C7940



C4126

## PERFECT FOR SMALL AND LARGE TEAMS

The drive to create more collaborative working spaces is gathering pace as companies recognise that people working in small groups are delivering improved, tangible business results. Fusion encourages and facilitates this way of working. With the addition of Partito rails and screens, people can focus on their own work, communicate easily with their colleagues and at the same time help users with the organisation of their spaces.



**1+1 LED STANDARD TASK LIGHT**  
Offers individual lighting with 4 watts LED and minimal power consumption.

**PARTITO RAIL**  
Creates a visual boundary between users without isolating them. It also frees up the worksurface as users can personalise the rail with organisation tools and use the screen for display.

**PARTITO SHARED SHELF**  
The Partito shared shelf provides a common worksurface in the middle of the bench for easy document-sharing.



**LATERAL EXTENSION**  
The Lateral Extension provides extra space for document sharing and peripherals.

## FUSION BENCH

Benching can be a smart solution—when it's tailored to the organisation's work processes and individual workstyles. Fusion Bench offers tools such as privacy screens, lighting, worktools and access to power, all hosted at the worksurface on a convenient integrated rail.

C7941 | FUSION BENCH (WY), C-LEG DESIGN + SHARED LEG (ZW), THINK AIR CHAIR (AT01), PARTITO SHARED SHELF (WY, RO, AT01) WITH WORKTOOLS ACCESSORIES





## A PLACE FOR PERSONALISATION AND BOUNDARY

Tailor the Fusion Bench to the needs of individual workers and the work at hand with adjustable privacy screens, personal boundaries, flexible storage, and an innovative collection of organisation tools, ergonomic flat screen arms, and personal lighting.



## STORAGE AT THE BENCH

Today's workers need to store both personal and work-related material. That is why Fusion Bench offers a variety of storage items that accommodate a variety of items, in different shapes and sizes. Diagnosing users needs and providing efficient storage solutions is critical to enhancing user control at the bench. So whether you are storing your mobile devices, bottles, and bags or notebooks, Fusion storage options can support your storage needs.



C7743 | FUSION BENCH (WE), HIGH DENSITY STORAGE H725MM WITH OPEN SHELF (SW), PARTITO RAIL (AT02), REPLY AIR CHAIR (AIR03/AT02)



C7943

### SOLO LATERAL STORAGE

Stand alone or supporting a bench, it doubles up as space division and casual seating.



C7743

### HIGH DENSITY STORAGE

Extends the workspace, maintains privacy and offers user comfort.



C7800

### SHARE IT

Multifunctional modular storage and lockers, with efficient interior fittings.



C5058

### MOBY

Mobile storage for very diverse objects, with a high level of personalisation.



C7531

### FLEXBOX

Easily adapts to changing needs, with a tool free connection. Includes casual seating.



C6127

### IMPLICIT

Pedestals with internal and external accessories, also fit for binders and bags, and casual seating.





C4133 | FUSION DESK SQUARED CONFERENCING TOPS + EXTENSIONS (W5), SHARED TABLE LEG DESIGN (ZF), REPLY AIR CHAIR (AT04/AT10), SLIDE STORAGE (WE/320)



C4132



C5480

## CONFERENCE AND RECEPTION

Fusion covers the full spectrum of office requirements, including elegant and simple solutions for meeting and conference rooms.

It can also be configured for managers, office entrance areas, lobbies or reception counters.



**FUSION DESK OVERVIEW**

**WORKSURFACES**



Straight  
4 standard corners 90°.

Rounded  
2 rounded corners 35mm on the user side  
+ 2 standard corners 90°/2mm visitor side.  
Not available for veneer.

**LEGS**



C-leg aesthetic

4-leg aesthetic

Height adjustable leg  
For C- and 4-leg  
(H650-850mm)

**ORGANISATION 3RD LEVEL**



Partito Rail

Partito Screen

Partito Shelf

Plurio Single, Dual, Triple and One over One available

**VERTICAL CABLE MANAGEMENT**



C-leg vertical  
cable riser  
Fixed to the leg

4-leg vertical  
cable clips  
2 per leg clipped  
to the leg

Cable spine

**HORIZONTAL CABLE MANAGEMENT**



Cable brackets  
In standard (X3)

Cable net  
In option

Cable basket  
In option

Cable tray  
In option

Cable tray  
Large capacity  
In option

**LAPTOP SECURITY**



On the Fusion Desk  
For C-leg only

**CABLE MANAGEMENT ON THE WORKSURFACE**



Cable aperture  
with cover

Top access  
aluminium

Integrated  
Top access

Cable aperture veneer

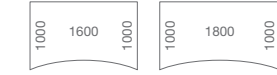
Top access veneer

**FUSION DESK STATEMENT OF LINE**

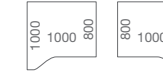
**STRAIGHT / TYPE 10\***



**COMPACT DOUBLE WAVE  
TYPE 4**



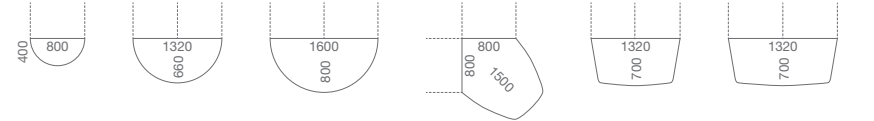
**TRANSITIONS**



**120° SYMMETRICAL PENTAGON  
TYPE 13**



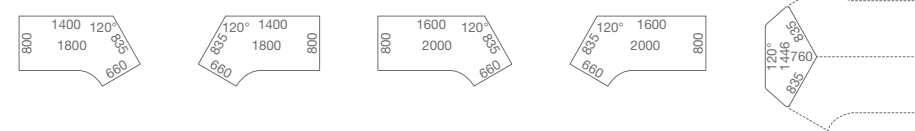
**OTHER EXTENSION TOPS\***



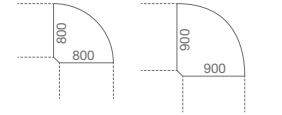
**OPTIMA / TYPE 25\***



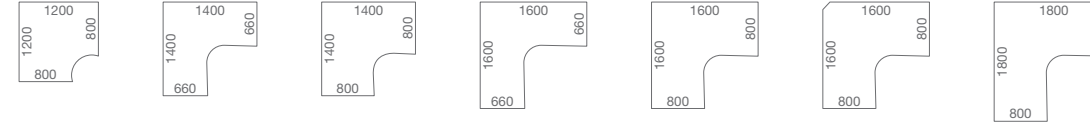
**ASYMMETRIC PENTAGON / TYPE 14**



**90° JUNCTION\***



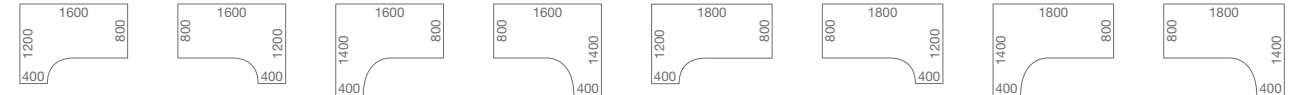
**SYMMETRIC CORNER CORES / TYPE 16**



**ASYMMETRIC CORNER CORES / TYPE 16**



**COMPACT CORNER CORES**



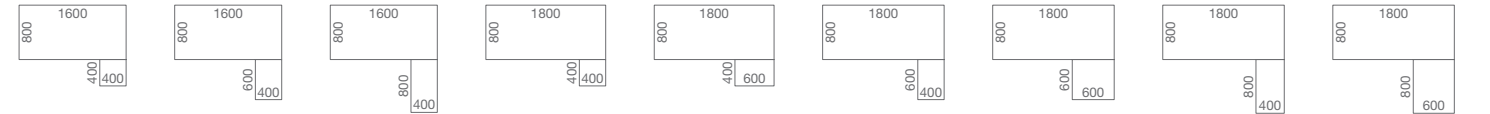
**RECEPTION TOP\***



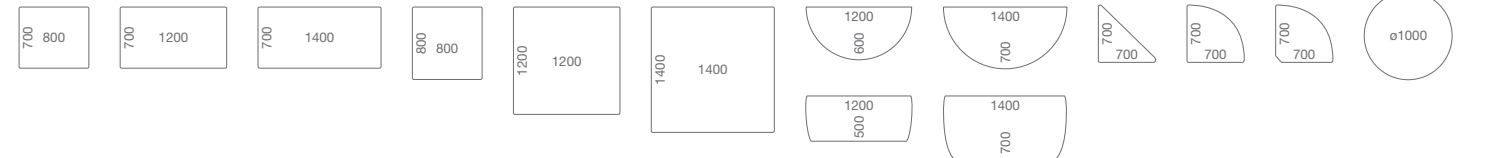
**ASYMMETRICAL COMPACT CORNER CORES / TYPE 16\***



**STRAIGHT TOP + EXTENSION**



**CONFERENCING\***



Dimensions in mm. \*Available in veneer finishes.



## FUSION BENCH OVERVIEW

### WORKSURFACES



Straight  
4 standard corner 90°

### SLIDING TOP



### LEG




4-leg aesthetic

### PLURIO



Single, Dual, Triple and One over One display supports


### ORGANISATION 3RD LEVEL



Partito Rail, Screen and Shelves are fixed on the structure



c:scape shelf



Double integrated rail

### HORIZONTAL CABLE MANAGEMENT



Horizontal cable tray  
In option

### VERTICAL CABLE MANAGEMENT



Vertical cable cover and cable spine  
In option

### CABLE MANAGEMENT ON THE WORKSURFACE



Top access aluminium



Integrated top access



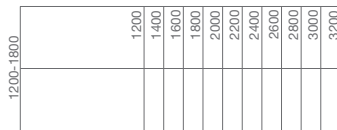
Top access plastic




Top access veneer

## FUSION BENCH STATEMENT OF LINE

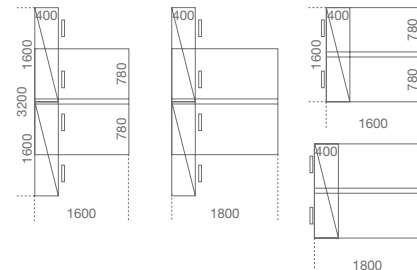
### BENCH FREESTANDING



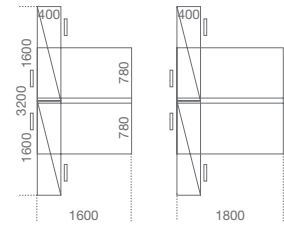
### BENCH EXTENSION



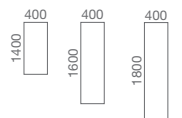
### BENCH FOR 2 WITH SOLO STORAGE



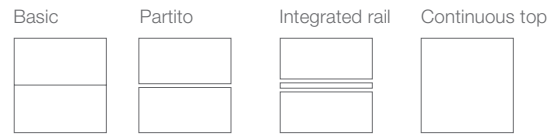
### BENCH FOR 2 WITH DUO STORAGE



### BENCH WITH LATERAL EXTENSION



### BENCH OPTIONS



## SURFACE MATERIALS FOR DESK AND BENCH (SHOWN IN BROCHURE)

### WOOD

- HW Natural Beech
- ER Canadian Maple
- WE Wenge Style

### DECOR

- WY Snow
- AT Acacia
- DW Dark Pear

### PAINT

- SL Platinum Metallic
- ZW Pearl Snow
- ZF Pearl Champagne

Colours are representative and may vary slightly from actual material.

## SUSTAINABILITY

### DESIGNING FOR THE ENVIRONMENT REQUIRES INNOVATIVE THINKING AND SOLUTIONS



### LIFE CYCLE ASSESSMENT

Thanks to the Life Cycle Assessment (LCA) method, Steelcase quantified Fusion environmental impacts to set the stage for further improvements. This method, based on ISO 14040 and 14044 and selected by The European Union for environmental evaluation, allows us to quantify the environmental impact of our products throughout their whole lifecycle.

### MATERIALS

21% recycled materials, by weight (2,5% pre-consumer + 18,5% post-consumer).

Wood from European sustainably managed forests.

Low formaldehyde emissions of wood based panels according to ISO 16000 (<20µg/m3).

Plastic parts only made of PP (releasing less CO2 than most of other plastics).

Materials chemistry assessment throughout their lifecycle.

### PRODUCTION

Assembled in Rosenheim (Germany) by Steelcase.

Uses powder-coat paints: VOC-free and free of heavy metals.

### TRANSPORT

Assembled in Europe, close to customers.

Minimised packaging (only 2 boxes) to keep transport volumes as low as possible and improve filling rates.

### USE

Designed for a long product life, with replaceable parts.

Limited substances harmful to health and indoor air quality.

Maintenance information available on Steelcase.com.

### END OF LIFE

98% theoretically recyclable by weight.

100% theoretically recyclable cardboard and LDPE film for packaging.

Quick and easy disassembly: snap fit system for most of the assemblies.

Only one plastic (PP) clearly labelled for easy sorting and effective recycling.

Designed to ensure responsible end of use strategies - refurbishing, charitable donation or recycling.

### CERTIFICATIONS

To show continuous improvements, we communicate its environmental performance through voluntary environmental labels and declarations. Sustainability related actions and results are communicated in the annual Steelcase Corporate Responsibility report.

### PRODUCTS

EPD Environmental Product declaration (EPD)

Office Excellence Certifié NF Office Excellence Certifié

NF Environnement NF Environnement

Indoor Advantage Gold #02491

### MATERIALS

PEFC Programme for the Endorsement of Forest Certification (PEFC)

E1 Low concentration of formaldehyde in wood

### PLANTS

ISO 14001 ISO 14001 - Environmental management system

EMAS EMEAS - Eco-Management and Audit Scheme

OHSAS 18001 OHSAS - Occupational Health and Safety Assessment Series management system

### FIND OUT MORE

Visit [steelcase.com](http://steelcase.com) to discover more about Steelcase's unique ecodesign strategy.