

Steelcase®



Benching Solutions

Visit steelcase.com

 facebook.com/Steelcase  twitter.com/Steelcase  youtube.com/SteelcaseTV

Concept and Design / Steelcase
DC159EN 06/15 © 2012 Steelcase® All rights reserved. All specifications subject to change without notice.
Printed on at least 60% recycled paper. Cert no. BV-COC-858659. Printed in France by OTT Imprimeurs – Wasselonne.



Steelcase



The new perspective on benching

Groups shrink, grow, and regroup all the time. Steelcase Benching Solutions facilitate team's need to adapt the changing realities of business, without compromising on user's well-being, users who have distinct needs.

Space compression at the cost of user effectiveness

For years, benching has been an efficient way to manage real estate compression. And while that still holds true, a “one-size-fits-all” approach to benching has been typical, compromising worker efficiency and satisfaction. Today’s workers and their employers require solutions that support their specific job functions and work scenarios.

Steelcase Workspace Futures carried out an extensive research based on interviews with users and decision makers. By carefully observing workers at benches in a broad variety of companies, they discovered new insights about today’s worker and the needs that today’s benching applications need to address. Smart design and space planning that aims for a good “fit” will enable benching products to live up to their full potential, now and well into the future.

WE LEARNED

ONE-SIZE-FITS-ALL BENCHING IS INEFFECTIVE

USERS CONNECT WITH CO-WORKERS AND SHARE CONTENT AT THE BENCH

OFFERING PERSONALISATION AND CONTROL ENHANCES PEOPLE’S WELLBEING

WE IDENTIFIED

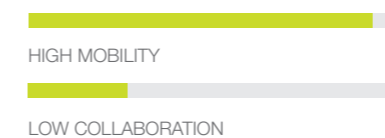
4 TYPES OF BENCH USERS

WATCH A VIDEO TO LEARN MORE ABOUT THIS STEELCASE RESEARCH:
WWW.STEELCASE.COM

Every bench user is unique

When considering a bench solution, it’s important to understand the levels of mobility and collaboration required and adjust the solution accordingly. Steelcase researchers identified four very different types of bench users who have distinct needs.

NOMADS



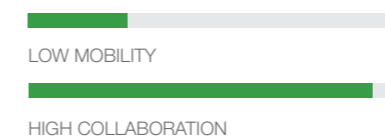
They are **highly mobile**, often looking for a convenient place to work. They appreciate multiple mobile tools that are easy to adapt, innovative open storage, and easy power and data access.

PROJECT TEAMS



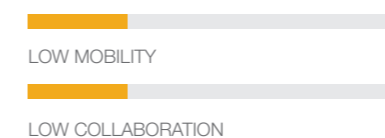
They reconfigure frequently, so they need **dynamic spaces** that expand and contract simply. Groups need to gather easily around wide open worksurfaces to share content, with easy **shift from group work to focused work**.

FUNCTIONAL TEAMS



They **collaborate frequently**. The space needs to reflect their team spirit and support side-by-side exchanges. They also need emphasis on **personal territory**, with control over privacy, organisation and lighting.

RESIDENTS



They do **individual focused work**. They need high support of their personal territory, including **privacy and storage**. The space should provide a high level of customisation and adjustable boundaries.

NOMADS

HIGH MOBILITY

LOW COLLABORATION

high mobility / low collaboration

Highly mobile workers need a place to set up quickly, plug in mobile devices, and work alone or with colleagues. Screens and storage define boundaries and help nomads feel comfortable and get productive in no time.



PERSONAL BOUNDARY
1+1 Functional Screen stores books, magazines and defines territory.

TASK LIGHTNING
1+1 Personal Light offers further choice and control to the user, providing additional wellbeing and solving for eye strain at the workstation.

WORK FROM THE BAG
1+1 Mobile Caddy keeps personal items off the floor and out of chairs and provides easy access for users.

EVERYONE HAS TO BE ABLE TO CONCENTRATE.
Partito contributes to business performance by giving people the peace and space they need to think clearly and work decisively.

HEIGHT ADJUSTABILITY
Activa Lift 2 Bench allow users to change posture throughout the day according to their individual work modes.

PROJECT TEAMS

HIGH MOBILITY

HIGH COLLABORATION

high mobility / high collaboration

Workers from different departments can collaborate at this bench for the duration of a project. They can share content and develop concepts without interruption, using media:scape®. It also supports the need for focused work.



RESIDENTS

LOW MOBILITY

LOW COLLABORATION

low mobility / low collaboration

Workers who do focused, individual work require dedicated workspaces. They appreciate privacy and control over their environment. Steelcase Benching Solutions provide them with ergonomic spaces and supporting storage that defines personal territory.



FUNCTIONAL TEAMS

LOW MOBILITY

HIGH COLLABORATION

low mobility / high collaboration

Workers from the same department collaborate often, yet need their own space and storage. Steelcase Benching Solutions offer worktools to help them organise their work and flexible screens to let them define their boundaries. Side-by-sides collaboration is supported by personal storage with cushions.



PERSONALISED BOUNDARY

Partito rail sets up an individual boundary without impeding sight lines for collaboration. Users can also personalise it with organisation tools and display.

FLEXIBLE PRIVACY

Divisio Side Screen establishes a visual and spatial boundary. When collaboration is needed, users can easily move it from one place to another.

A PLACE FOR MY STUFF


Implicit mobile pedestal provides lockable storage for valuables and doubles up as casual seating.

PROTECTION

The Leg Infill provides privacy and helps hide personal items stored under the bench.

Get personal

Tailor Steelcase benches to the needs of individual workers and the work at hand with adjustable privacy screens, personal boundaries, flexible storage, and an innovative collection of organisation tools, ergonomic flat screen arms, and personal lighting.



1. USER CONTROLLED SPACE DIVISION

Divisio Side Screen can be moved by the users where they want and can be used for personal display.

2. USER CONTROL

The 1+1 LED Standard Task Light offers individual lighting with 4 watts LED and minimal power consumption.

3. PERSONAL ADJUSTMENT

The 1+1 Personal LED Task Light completely illuminates the user's active work zone, with dimming control.

4. EASY DOCUMENT SHARING

The shelf provides a common worksurface in the middle of the bench for easy document-sharing.

5. ORGANISATION AND PRIVACY COMBINED

The 1+1 Functional Screen offers an integrated pocket for frequently used documents or books.

6. EASY PACKING AND UNPACKING

The 1+1 Mobile Caddy anticipates user needs to stow their work bag with in-line casters that make it easy to pull in and out.

7. KEEP DEVICES CHARGED AND RUNNING

The 1+1 Launch Pad gives users a desktop area to conveniently hold mobile devices and other personal items.

8. ORGANISATION AT HAND'S REACH

The Shelves support personal items and office supplies anywhere along the bench.

9. A HEALTHY POSTURE

Forward Arm is intuitively raised, lowered, swiveled or tilted to get the right height and focal length, and to reduce glare from ambient light.

10. FREE UP THE WORKSURFACE

Plurio Monitor Arms are easy to adjust and facilitate information sharing on a single or multiple screens.

11. MULTIFUNCTIONAL STORAGE

The Lateral Storage provides both individual and team storage and can either replace a leg, or stand next to the bench.

12. INTEGRATED TOP ACCESS

The Integrated Top Access provides easy access to power and data within hand's reach, without cluttering the bench.

Bench integrated technology

Having a dedicated team area in which users are located for the duration of a project can double productivity according to research conducted by the University of Michigan, USA. Steelcase benches integrated with media:scape enable teams to innovate faster as information is shared quickly and seamlessly. The rail mounted RoomWizard provides a solution that manages open collaborative spaces far more effectively than first-come-first-serve.



C7798
**DISCREET
PLUG & PLAY**
The power and data Top Access keeps cords discreet and under control.



C7797
EASY BOOKING
RoomWizard can be used as a stand-alone system, or seamlessly books rooms, using an existing reservation system.



C7648
**EFFICIENT CABLE
MANAGEMENT**
Cables can be routed through the intermediate leg, a vertebral cable riser or at the end of the cable tray.



C7624
PROTECTION
The CPU Support protects the CPU by holding it up securely, off the floor.



C7605
QUICK CONNECTIONS
Rail mounted Steelcase Connecting Hub for power and data access close at hand.



C7795 | FRAMEONE BENCH WITH MEDIA-SCAPE (NU/ZP), AMIA PLATINUM (TR02/02), 1+1 MOBILE CADDY, SHARE IT SLIDING DOORS 19MM MODULAR BOTTOM UNIT (260/NU/ZP) WITH OPEN SHELF MODULAR TOP UNIT (260)



C7796 | FRAMEONE BENCH (NU/ZP) WITH ROOMWIZARD, AMIA PLATINUM (TR02/02)



C9377 | ACTIVA BENCH TELESCOPIC AND CRANK (WV/ZW), ORGA-RAIL, PARTITO SCREEN (AT16), IMPLICIT (WV/AB/AT16), FUNCTIONAL SCREEN, DASH MINI (WM), 1+1 TOOLS, FORWARD ARM (ARCTIC WHITE), THINK CHAIR (3D KNT 15)

Bench seatings solutions

We spend most of our time in a seated position. Yet, our bodies and our minds are designed to work best when dynamic and flexible. It is a challenge to maintain movement throughout the day but one that is critical to good health and productivity. Users need to be supported by highly ergonomic chairs when working individually at their desk. At a bench, depending on their degree of collaboration, they need to find possibilities to change posture.

Steelcase High Performance Seating range is designed to encourage movement in the office, to support different postures and, as always, to guarantee ergonomic comfort.



C4422
REPLY



C4434
REPLY AIR



C9350
THINK



C1596
AMIA



A1955
PLEASE



B2749
LEAP



C7800 | SHARE IT PERSONAL LOCKERS, HINGED DOORS 8MM (WY/SC/ZW) WITH SHARE IT OPEN SHELVES SINGLE UNIT (WY/ZW), FRAMEONE BENCH (NU/ZP) WITH CENTERED SCREEN (AT03), AMIA PLATINUM (RE08)



C7533 | FUSION BENCH (WY/SL) WITH LATERAL EXTENSION AND CENTERED SCREEN (AT03), SHELF, REPLY AIR (AT02/03), DIVISIO SIDE SCREEN (AT03), 1+1 PERSONAL LED TASK LIGHT (WM), FLEXBOX STORAGE (WY) OPEN WITH CASTORS AND SEAT CUSHION (AT03)



B6141
MOBY
Mobile storage for very diverse objects, with a high level of personalisation.



C3449
SHARE IT
Multifunctional modular storage and lockers, with efficient interior fittings.



B6561
UNIVERSAL STORAGE
Universal and robust storage and lockers, with functional and sustainable.



C5472
SOLO LATERAL STORAGE
Stand alone or supporting a bench, doubles up as space division and casual seating.



C5621
HIGH DENSITY STORAGE
Extends the workspace, maintains privacy and offers user comfort.



B0237
FLEXBOX
Easily adapts to changing needs, with a tool free connection. Includes casual seating.



C6376
IMPLICIT
Pedestals with internal and external accessories, also fit for binders and bags, and casual seating.

Bench storage solutions

Storage plays a critical role in the productivity of workers. Still today, users waste time packing and unpacking, and looking for information and tools. They also carry valuable mobile devices and personal items with them. Diagnosing users' needs and providing efficient storage solutions is critical to enhancing performance and well-being at the bench.

Bench lighting solutions

Users appreciate control over personal lighting to position it where they need it, as well as to adjust the illumination to their various tasks. Yet providing effective and efficient lighting is a continual challenge. Lighting is the biggest energy drain in an office building, accounting for 29% of the energy consumed. Energy costs can be reduced using LED lighting. Rail-mounted LED lighting also frees up the bench worksurface.



C7653
1+1 PERSONAL LED TASK LIGHT
 Completely illuminates the user's active work zone, with dimmer for perfect personal adjustment.



C7854
1+1 LED STANDARD TASK LIGHT
 A quiet aesthetic, offering 4 watts LED and minimal power consumption.



C7855
dash™ - RAIL-MOUNTED
 dash LED task light delivers a well balanced distribution of light that virtually eliminates contrast and shadows, while controls offer users flexibility.



C7856
dash™ - SLATWALL MOUNT
 Task light with 360° head and lower arm rotation and dimmer (100%-15%). Produces a more evenly distributed light pool without hot spots or shadowing.



D0969 | 1+1 MONITOR BRIDGE WITH PERSONAL BOXES, USB CHARGING STATION, DESK PAD



C7572 | 1+1 LAUNCH PAD

Bench welcome solutions

Making users comfortable and efficient, whatever their workstyles, requires solutions that fit instantly to their needs. 1+1 Welcome tools were designed to enhance the user experience in everything they do. Nomads work wherever projects, people or ideas take them and require support in their frequent transitions. Project and functional teams often change from focused to collaborative work, so they need flexible boundaries. Residents make the most of their dedicated space and need increased control over their storage and technology to be effective.



C7858
1+1 MOBILE CADDY
anticipates the user need to pack and unpack easily. In-line casters make it easy to pull in and out and serve as a flexible boundary.



C7547
1+1 FUNCTIONAL SCREEN
combines organisation, boundary and privacy. Frequently used documents, books and other material can be kept close at hand. Can be combined with the 1+1 Personal pocket.



C7568
1+1 LAUNCH PAD
gives users a desktop area and storage pockets to conveniently hold mobile devices and other personal items, and provides a sense of boundary.



D0966
MONITOR BRIDGE
reclaims worksurfaces by securing and elevating monitors, tablets and laptops as second screens, while clearing the space in front of the user, providing additional vertical organisation.



D0392
LAPTOP SHELF
makes it simple to use a laptop as a second screen with an external keyboard and mouse. Rail and freestanding versions available.

Bench privacy solutions


Bench users need the right balance between privacy and collaboration. They also appreciate control over their environment to reduce unwanted noise and distractions and often need to mark off personal territory. Multifunctional screens help make better use of vertical space: they support these needs, while also providing organisation tools and display surfaces to facilitate information persistence.



C7860

C:SCAPE SCREEN

Defines personal boundaries, provides visual privacy and display space, in fabric or glass.



C7547

1+1 FUNCTIONAL SCREEN

Combines privacy and organisation by offering an integrated pocket to keep frequently used documents, books or other material close at hand.



C7794

PARTITO SCREEN & RAIL

Creates a visual boundary between users without isolating them. It also frees up the worksurface as users can personalise the rail with organisation tools and use the screen for display.



C7731

DIVISIO SIDE SCREEN

Can be moved by the users where they want to support their need for either focused work or collaboration. The fabric-wrapped, magnetic surface allows them to personalise their work space.

Planning ideas

The following images show a range of Steelcase benching applications, solving a variety of user needs. Beyond offering the right fit for the different user profiles, they are also highly flexible, allowing to expand and contract easily to follow the business needs and meet the space constraints. Find all of the CAD files and symbols for these applications online.



C7861
NOMADS 1
Call center. Optimised space where users can set up quickly and find a high level of privacy.



C7862
NOMADS 2
Guests. Instant fit space where nomads can do focused work, keeping their bag at hand's reach.



C7863
FUNCTIONAL TEAMS 1
Marketing team. Multifunctional space allowing to switch from focused work to collaboration without interruption.



D2021
FUNCTIONAL TEAMS 2
Communication team. Space allowing collaboration side by side and across, while supporting users' needs for privacy and room to store or share material.



C7865
PROJECT TEAMS 1
Managers. Comfortable space for both collaborative and focused work, in which users can control personal lighting and neatly stow and recharge their mobile devices.



C7866
PROJECT TEAMS 2
Short term. Highly flexible collaborative space where project teams can easily share content side by side and across, while keeping their personal items off the floor.



C7867
RESIDENTS 1
Administrative. Fully equipped dedicated workspaces with emphasis on personal territory, providing ample organisation tools and storage space.

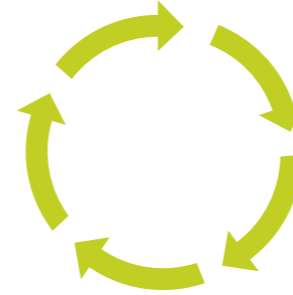


C7868
RESIDENTS 2
Assistants. Dedicated workspaces offering users a high level of customisation and privacy, while making it easy to welcome visitors for side-by-side collaboration.

Sustainability

DESIGNING FOR THE ENVIRONMENT REQUIRES INNOVATIVE THINKING AND SOLUTIONS.

During our products development process we consider each stage of the life cycle: from materials extraction, production, transport, use and reuse, until the end of its life.



LIFE CYCLE ASSESSMENT

Thanks to the Life Cycle Assessment (LCA) method, Steelcase quantified the major products' environmental impacts to set the stage for further improvements. This method, based on ISO 14040 and 14044 and selected by The European Union for environmental evaluation, allows us to quantify the environmental impact of our products throughout their whole lifecycle. To show continuous improvements, we communicate our products' environmental performance through voluntary environmental labels and declarations. Sustainability related actions and results are communicated in the annual Steelcase Corporate Responsibility report.

CERTIFICATIONS (DEPENDING ON PRODUCTS)

PRODUCTS

 Environmental Product Declaration

 Product Environmental Profile


 "NF Environnement" certification


 NF Office Excellence Certifié


 Blauer Engel

 Indoor Advantage

MATERIALS


 PEFC Programme for the Endorsement of Forest Certification

 E1 Low concentration of formaldehyde in wood

 OekoTex 100 Confidence in textiles

 European Eco-Label for textiles

PLANTS

 ISO 14001 Environmental management system

 EMAS European Eco-Management and Audit Scheme

 OHSAS Occupational Health and Safety Assessment Series management system

MATERIALS

19% recycled materials, by weight (Fusion Bench).
Wood from European sustainably managed forests.
Packaging 62% recycled cardboard (Fusion Bench).

USE

Designed for a long product life, with replaceable parts.
Limited substances harmful to health and indoor air quality.
Low energy LED lamp.
Maintenance information available on www.steelcase.com

PRODUCTION

Assembled in Madrid, Spain (FrameOne Bench, Activa Bench) and Rosenheim, Germany by Steelcase (Fusion Bench).
Uses powder-coat paints: VOC-free and free of heavy metals.

END OF LIFE

99% theoretically recyclable by weight.
100% theoretically recyclable cardboard and LDPE film for packaging.
Quick and easy disassembly.
Plastic parts clearly labelled for easy sorting and effective recycling.
Designed to ensure responsible end of use strategies - refurbishing, charitable donation or recycling.

TRANSPORT

Assembled in Europe, close to customers.
Flat packaging to keep transport volumes as low as possible and improve filling rates (Bench).

FIND OUT MORE

Visit www.steelcase.com to discover more about Steelcase's unique ecodesign strategy.